



TATİL ÖDEVLERİM



İyi tatiller..


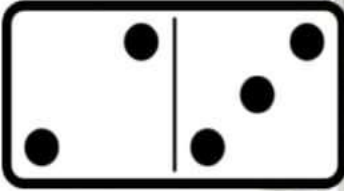
ADIM-SOYADIM: _____

Domino taşlarından toplama işlemini, örnekte ki gibi tamamlayabilirsiniz.




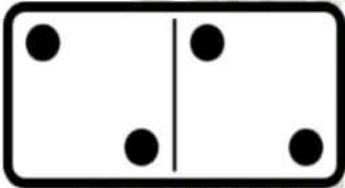
$$\underline{1} + \underline{5} = \boxed{6}$$

$$\underline{\quad} + \underline{\quad} = \boxed{\quad}$$



$$\underline{\quad} + \underline{\quad} = \boxed{\quad}$$

$$\underline{\quad} + \underline{\quad} = \boxed{\quad}$$









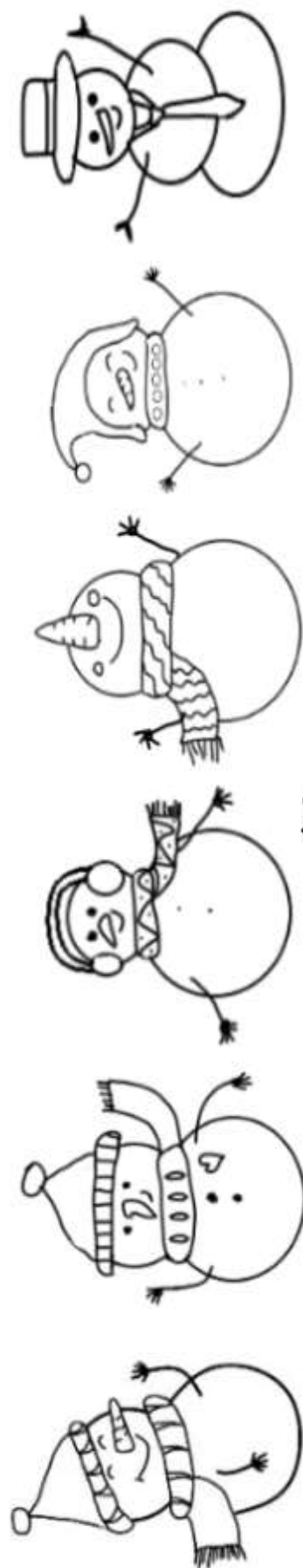
$$\underline{\quad} + \underline{\quad} = \boxed{\quad}$$

$$\underline{\quad} + \underline{\quad} = \boxed{\quad}$$

ADIM-SOYADIM: _____

Çocukları elmalara ulaştırmak için, çizgileri üzerinden kalemle giderek tamamlayalım.









MANDALA



Mandala boyama
Resmi içten dışa doğru boya.

Adım-soyadım: _____

Atkılarının desenlerini
tamamla.





1

2

3

4

5



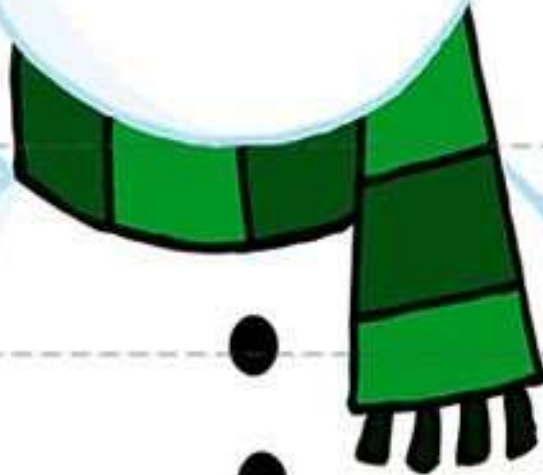
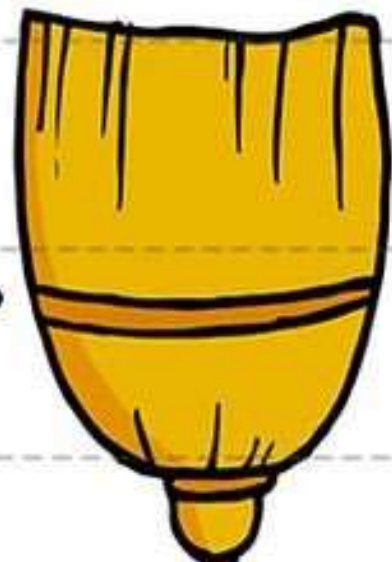

6

7

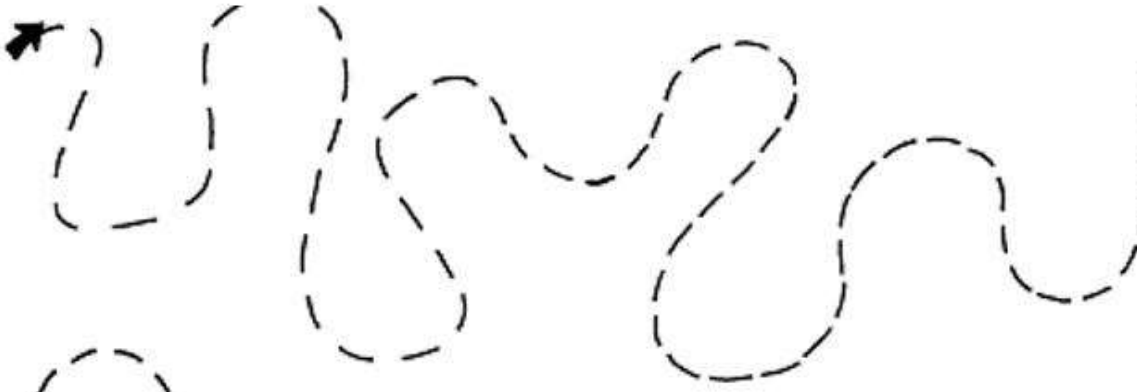
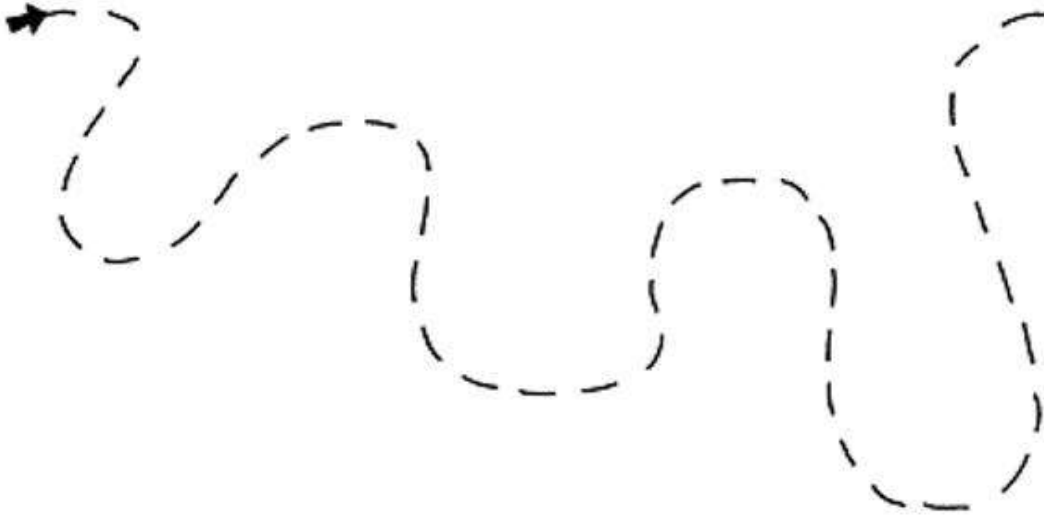
8

9

10



ADIM-SOYADM:.....
ÇİZGİLERİ OK YÖNÜNDE ÇİZEREK TAMAMLA







**İKİ RESİM
ARASINDA
7 FARKI
BUL**

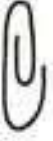




şapka



çivi




ataç



kek



araba



kupa



kelebek



eldiven



kalem




çatal



solucan




kunduz



şemsiye

RESİMDE Kİ GİZLİ NESNELERİ BULALIM, İŞARETLEYELİM



Adım: _____

Tarih: _____



SAYILARI TAMAMLA



1	1	1	1	1
2	2	2	2	2
3	3	3	3	3
4	4	4	4	4
5	5	5	5	5

Adım _____

Tarih _____



TOPLAMA YAPALIM

Toplama işleminin sonucuna göre eksik noktaları tamamlayalım.

$$\begin{array}{|c|} \hline \bullet \\ \hline \end{array} + \begin{array}{|c|} \hline \\ \hline \end{array} = 10$$

$$\begin{array}{|c|c|} \hline \bullet \bullet \\ \hline \bullet \bullet \\ \hline \end{array} + \begin{array}{|c|} \hline \\ \hline \end{array} = 5$$

$$\begin{array}{|c|} \hline \\ \hline \end{array} + \begin{array}{|c|} \hline \bullet \\ \hline \bullet \\ \hline \bullet \\ \hline \end{array} = 8$$

$$\begin{array}{|c|} \hline \\ \hline \end{array} + \begin{array}{|c|c|} \hline \bullet \bullet \\ \hline \bullet \bullet \\ \hline \bullet \bullet \\ \hline \bullet \bullet \\ \hline \end{array} = 7$$

$$\begin{array}{|c|} \hline \bullet \\ \hline \end{array} + \begin{array}{|c|} \hline \\ \hline \end{array} = 4$$

$$\begin{array}{|c|} \hline \bullet \\ \hline \bullet \\ \hline \bullet \\ \hline \end{array} + \begin{array}{|c|} \hline \\ \hline \end{array} = 6$$

$$\begin{array}{|c|} \hline \\ \hline \end{array} + \begin{array}{|c|} \hline \bullet \\ \hline \bullet \\ \hline \end{array} = 3$$

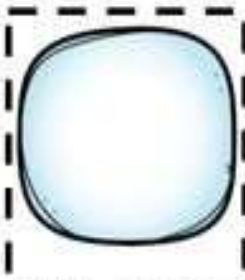
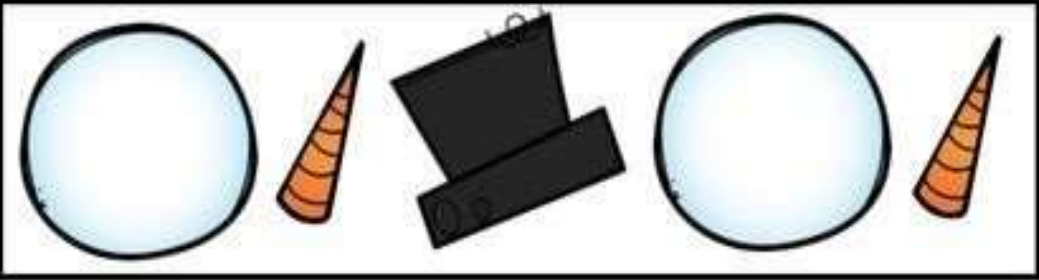
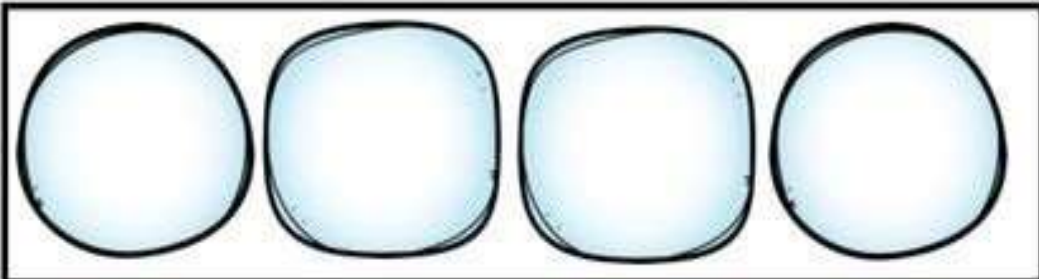

$$\begin{array}{|c|} \hline \\ \hline \end{array} + \begin{array}{|c|c|} \hline \bullet \bullet \\ \hline \bullet \bullet \\ \hline \bullet \bullet \\ \hline \bullet \bullet \\ \hline \end{array} = 8$$

$$\begin{array}{|c|} \hline \bullet \\ \hline \end{array} + \begin{array}{|c|} \hline \\ \hline \end{array} = 2$$

$$\begin{array}{|c|c|} \hline \bullet \bullet \\ \hline \bullet \bullet \\ \hline \end{array} + \begin{array}{|c|} \hline \\ \hline \end{array} = 9$$

KARDAN ADAM ÖRÜNTÜ

Aşağıda ki resimleri keselim, örüntünün sıralamasına uygun olarak doğru yere yapıştıralım.















ADIM-SOYADIM _____






TOSTLARLA TOPLAMA



Yönerge:


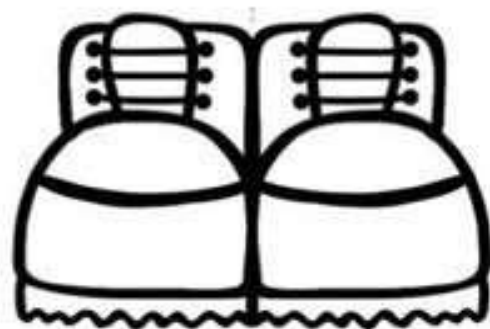


Tost resminin üzerinde ki sayıları topla, sonuçla aynı olan çanta resmini kes, karşısında ki kutuya yapıştır.

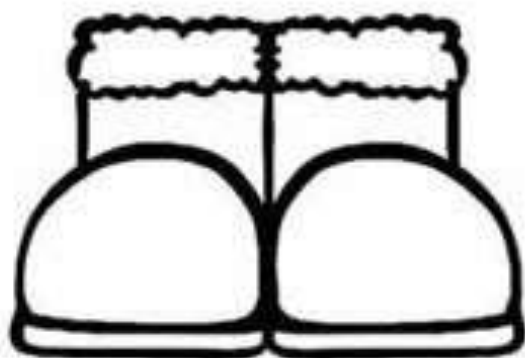
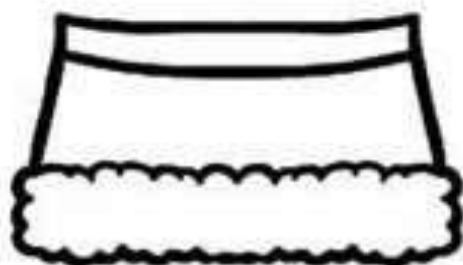


		BURAYA YAPIŞTIR
		BURAYA YAPIŞTIR
		BURAYA YAPIŞTIR
		BURAYA YAPIŞTIR
		BURAYA YAPIŞTIR

1 2 3 4 5 6 7 8 9 10

ÇOCUKLARIN ELBİSELERİNİ BOYA, KES
VE ÜZERİNE YAPIŞTIR







1

2

3

4

5

6

7

8

9

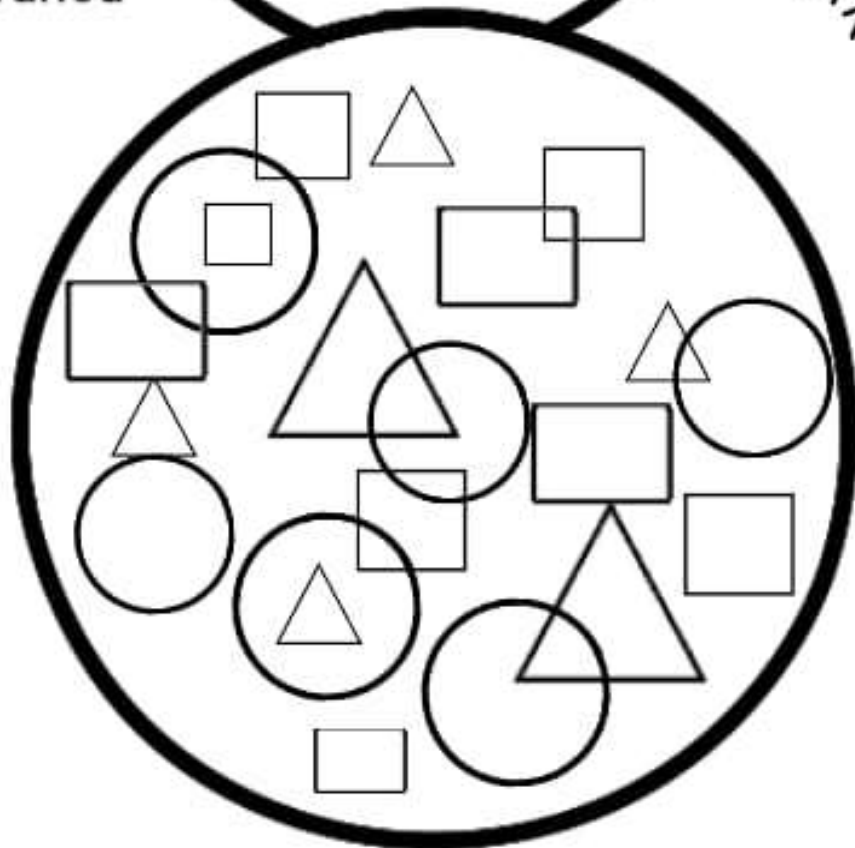
10

○ = Kırmızı

□ = Sarı

□ = Mavi

△ = Turuncu




○							
□							
△							
□							

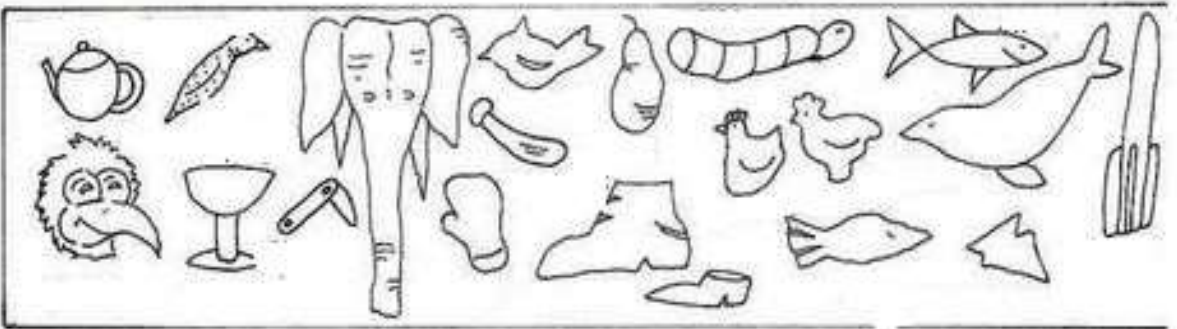
SUDOKU



www.kirtkirtla.com



RESİMDE Kİ KAYIP NESNELERİ BUL VE İŞARETLE



KARDAN
ADAM



Zar oyunu



KARDAN
ADAM



Zar oyunu





