





# TATİL ÖDEVLERİM



İyi tatiller..


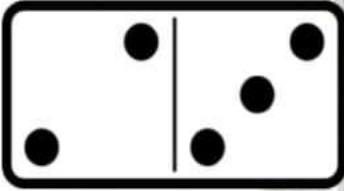
ADIM-SOYADIM: \_\_\_\_\_

Domino taşlarından toplama işlemini, örnekte ki gibi tamamlayabilirsiniz.




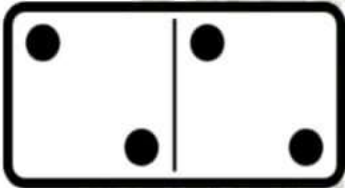
$$\underline{1} + \underline{5} = \boxed{6}$$

$$\underline{\quad} + \underline{\quad} = \boxed{\quad}$$



$$\underline{\quad} + \underline{\quad} = \boxed{\quad}$$

$$\underline{\quad} + \underline{\quad} = \boxed{\quad}$$







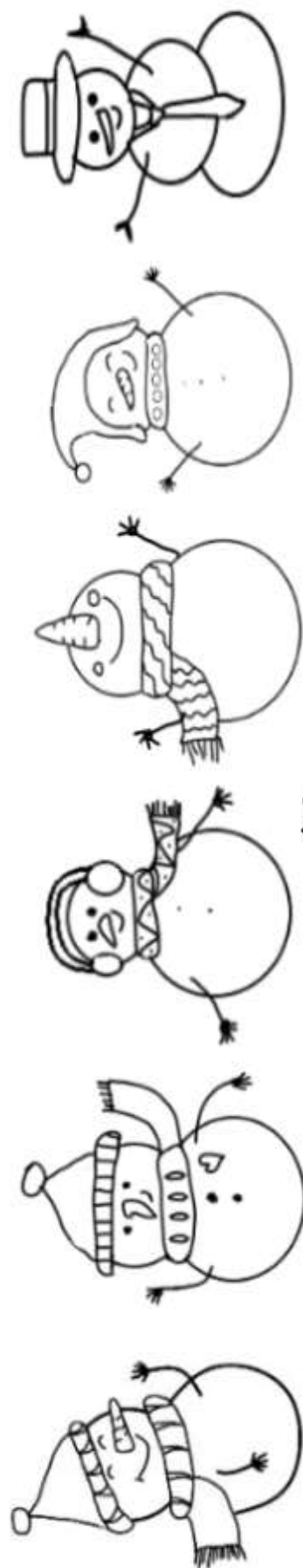
$$\underline{\quad} + \underline{\quad} = \boxed{\quad}$$

$$\underline{\quad} + \underline{\quad} = \boxed{\quad}$$

ADIM-SOYADIM: \_\_\_\_\_

Çocukları elmalara ulaştırmak için, çizgileri üzerinden  
kalemle giderek tamamlayalım.







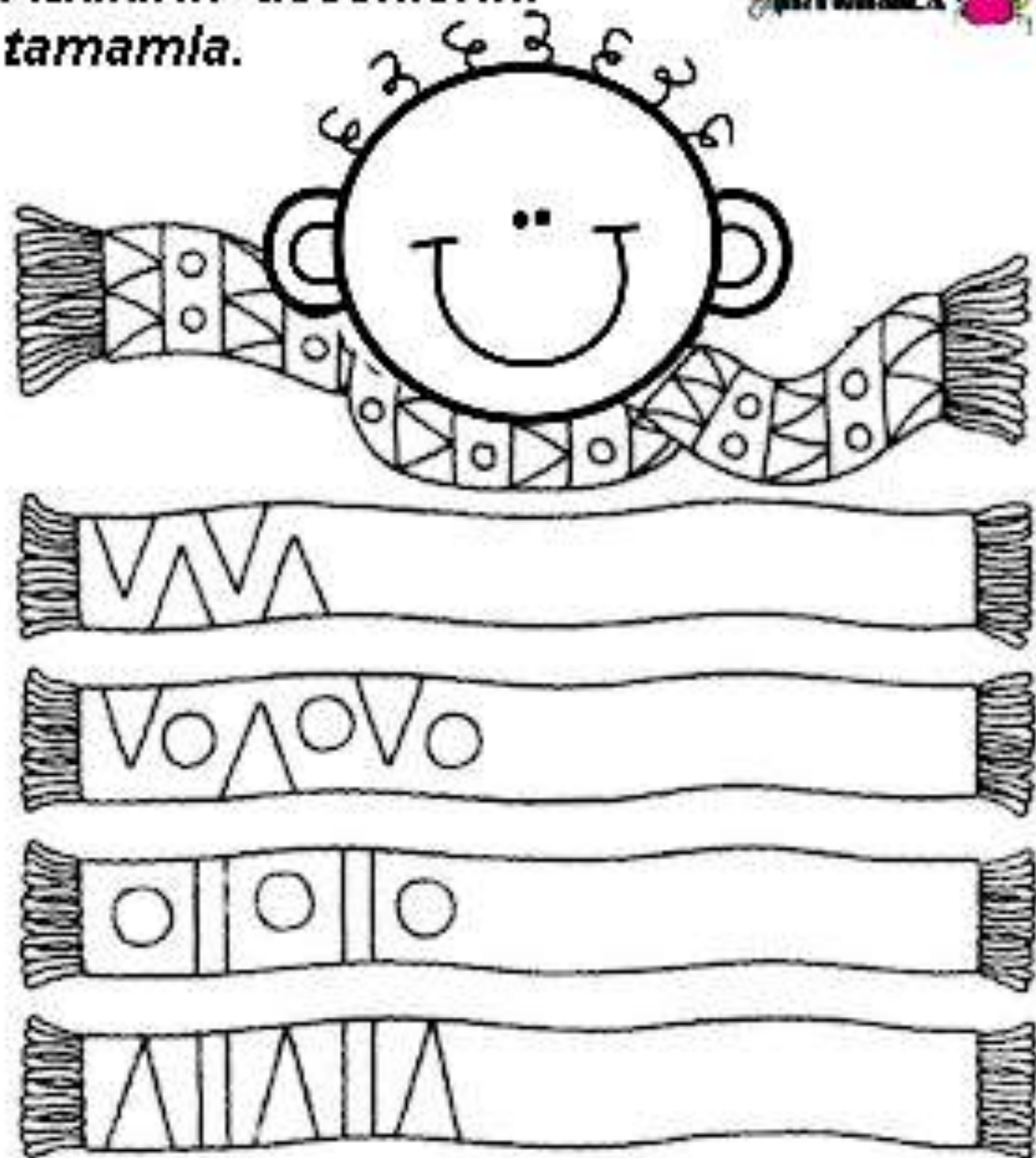
# MANDALA



**Mandala boyama**  
**Resmi içten dışa doğru boya.**

Adım-soyadım: \_\_\_\_\_

Atkılarının desenlerini  
tamamla.





1

2

3

4

5


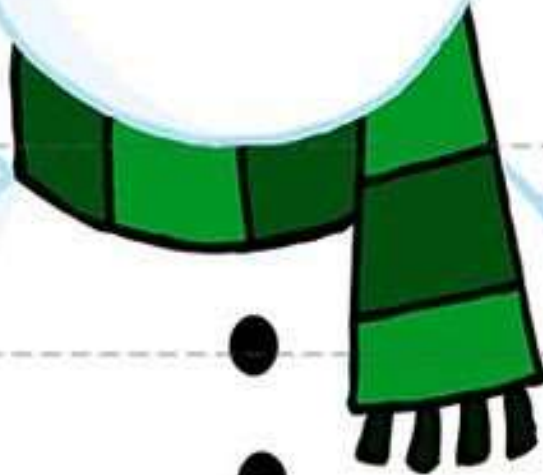
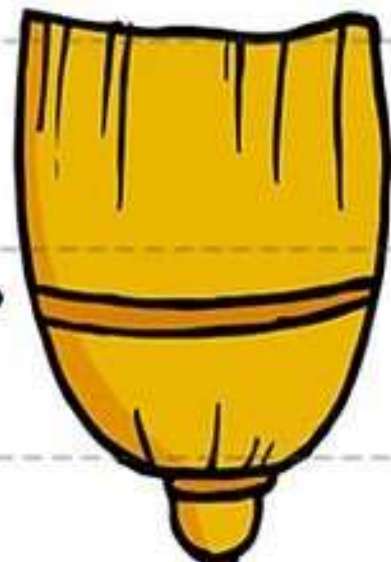
6

7

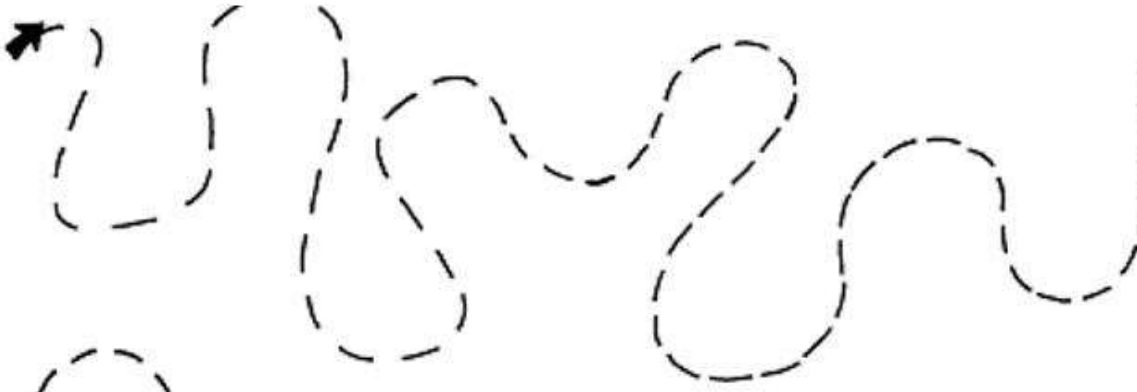
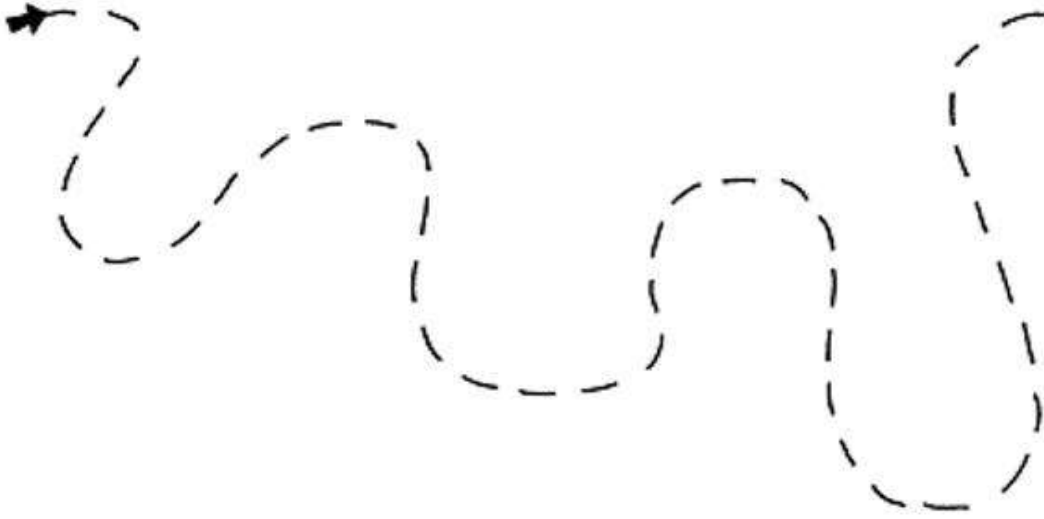
8

9

10



ADIM-SOYADM:.....  
ÇİZGİLERİ OK YÖNÜNDE ÇİZEREK TAMAMLA










**İKİ RESİM  
ARASINDA  
7 FARKI  
BUL**





RESİMDE Kİ GİZLİ NESNELERİ BULALIM, İŞARETLEYELİM



Adım: \_\_\_\_\_

Tarih: \_\_\_\_\_



# SAYILARI TAMAMLA



1	1	1	1	1
2	2	2	2	2
3	3	3	3	3
4	4	4	4	4
5	5	5	5	5

Adım \_\_\_\_\_

Tarih \_\_\_\_\_



# TOPLAMA YAPALIM

Toplama işleminin sonucuna göre eksik noktaları tamamlayalım.

$$\begin{array}{|c|} \hline \bullet \\ \hline \bullet \\ \hline \end{array} + \begin{array}{|c|} \hline \\ \hline \\ \hline \end{array} = 10$$

$$\begin{array}{|c|} \hline \bullet \bullet \\ \hline \bullet \bullet \\ \hline \end{array} + \begin{array}{|c|} \hline \\ \hline \\ \hline \end{array} = 5$$

$$\begin{array}{|c|} \hline \\ \hline \\ \hline \end{array} + \begin{array}{|c|} \hline \bullet \\ \hline \bullet \\ \hline \bullet \\ \hline \end{array} = 8$$

$$\begin{array}{|c|} \hline \\ \hline \\ \hline \end{array} + \begin{array}{|c|} \hline \bullet \bullet \\ \hline \bullet \bullet \\ \hline \bullet \bullet \\ \hline \bullet \bullet \\ \hline \end{array} = 7$$

$$\begin{array}{|c|} \hline \bullet \\ \hline \\ \hline \end{array} + \begin{array}{|c|} \hline \\ \hline \\ \hline \end{array} = 4$$

$$\begin{array}{|c|} \hline \bullet \\ \hline \bullet \\ \hline \bullet \\ \hline \end{array} + \begin{array}{|c|} \hline \\ \hline \\ \hline \end{array} = 6$$

$$\begin{array}{|c|} \hline \\ \hline \\ \hline \end{array} + \begin{array}{|c|} \hline \bullet \\ \hline \\ \hline \bullet \\ \hline \end{array} = 3$$

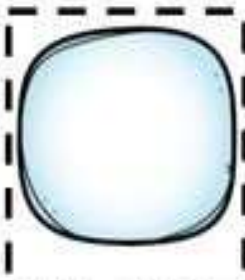
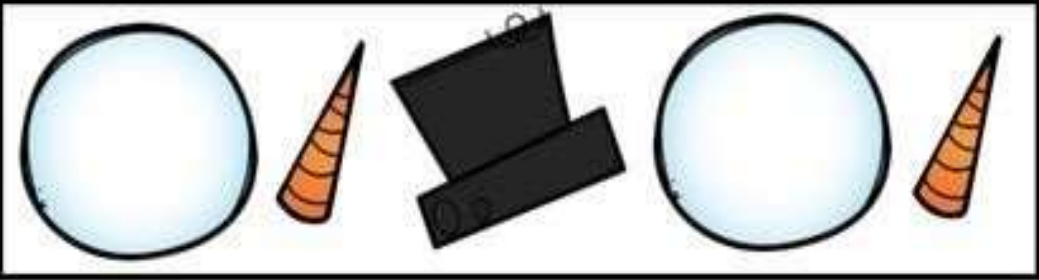
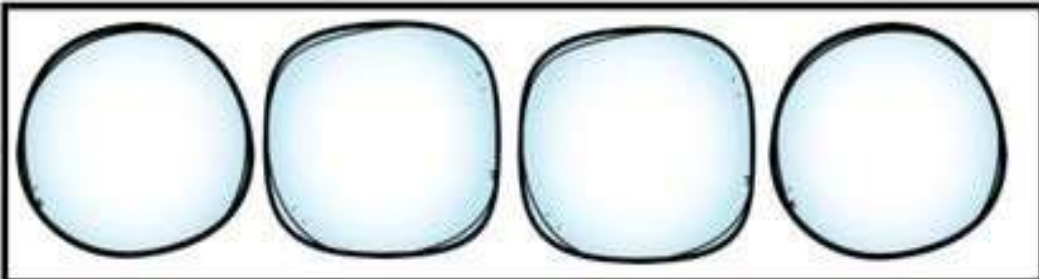
$$\begin{array}{|c|} \hline \\ \hline \\ \hline \end{array} + \begin{array}{|c|} \hline \bullet \bullet \\ \hline \bullet \\ \hline \bullet \bullet \\ \hline \bullet \bullet \\ \hline \end{array} = 8$$

$$\begin{array}{|c|} \hline \bullet \\ \hline \\ \hline \end{array} + \begin{array}{|c|} \hline \\ \hline \\ \hline \end{array} = 2$$

$$\begin{array}{|c|} \hline \bullet \bullet \\ \hline \bullet \bullet \\ \hline \end{array} + \begin{array}{|c|} \hline \\ \hline \\ \hline \end{array} = 9$$

# KARDAN ADAM ÖRÜNTÜ

Aşağıda ki resimleri keselim, örüntünün sıralamasına uygun olarak doğru yere yapıştıralım.

















ADIM-SOYADIM \_\_\_\_\_






# TOSTLARLA TOPLAMA



Yönerge:


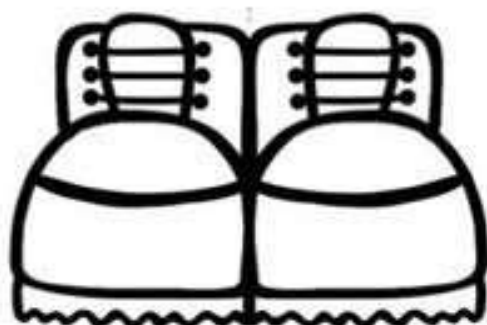


Tost resminin üzerinde ki sayıları topla, sonuçla aynı olan çanta resmini kes, karşısında ki kutuya yapıştır.

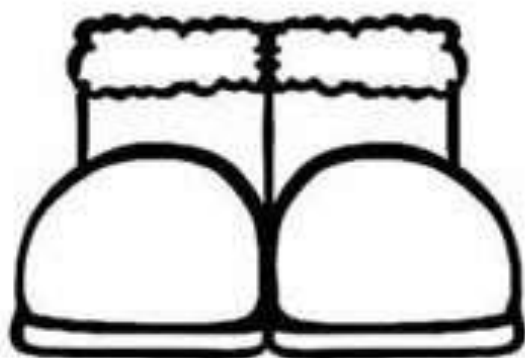
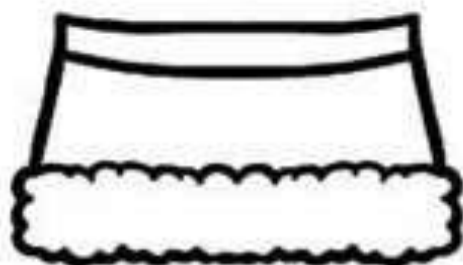


		BURAYA YAPIŞTIR
		BURAYA YAPIŞTIR
		BURAYA YAPIŞTIR
		BURAYA YAPIŞTIR
		BURAYA YAPIŞTIR

1 2 3 4 5 6 7 8 9 10

ÇOCUKLARIN ELBİSELERİNİ BOYA, KES  
VE ÜZERİNE YAPIŞTIR







1

2

3

4

5

6

7

8

9

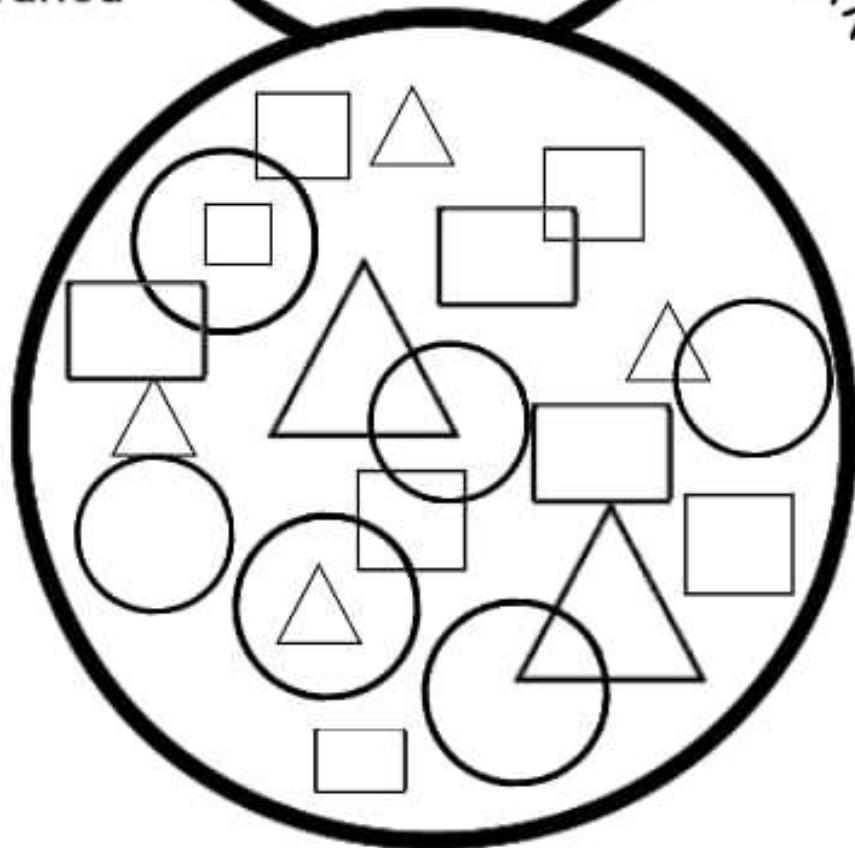
10

○ = Kırmızı

□ = Sarı

□ = Mavi

△ = Turuncu









○							
□							
△							
□							

# SUDOKU



[www.kirtkirtla.com](http://www.kirtkirtla.com)





KARDAN  
ADAM



*Zar oyunu*






KARDAN  
ADAM



*Zar oyunu*



